

Caregiver Support Survey

October 2014

864

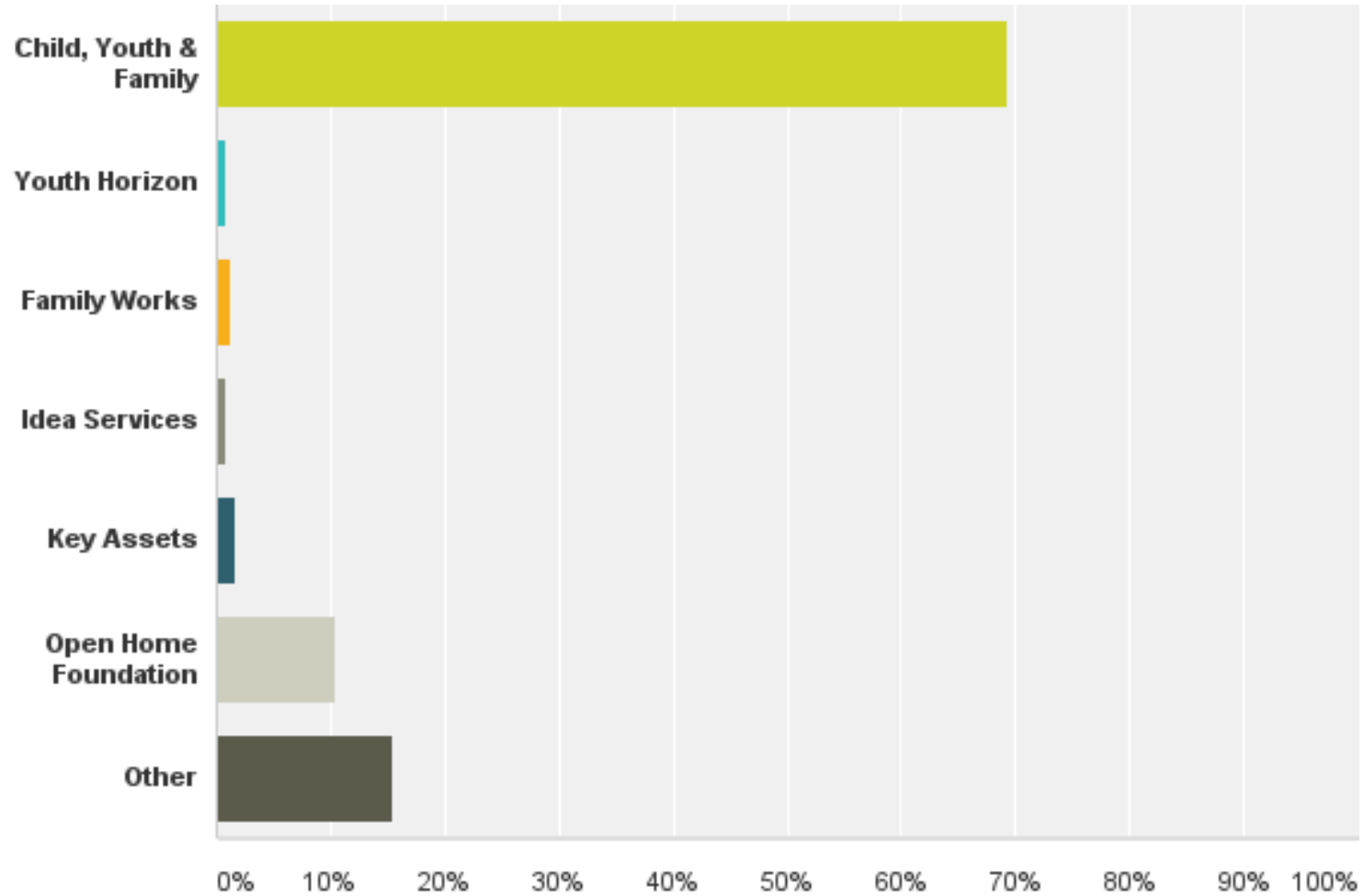
Total Responses

Date Created: Friday, October 31, 2014

Complete Responses: 756

Q1: Who is your care agency?

Answered: 864 Skipped: 0



Information in this survey may be used in part or in full with permission from Fostering Kids New Zealand. All information used must be referenced.

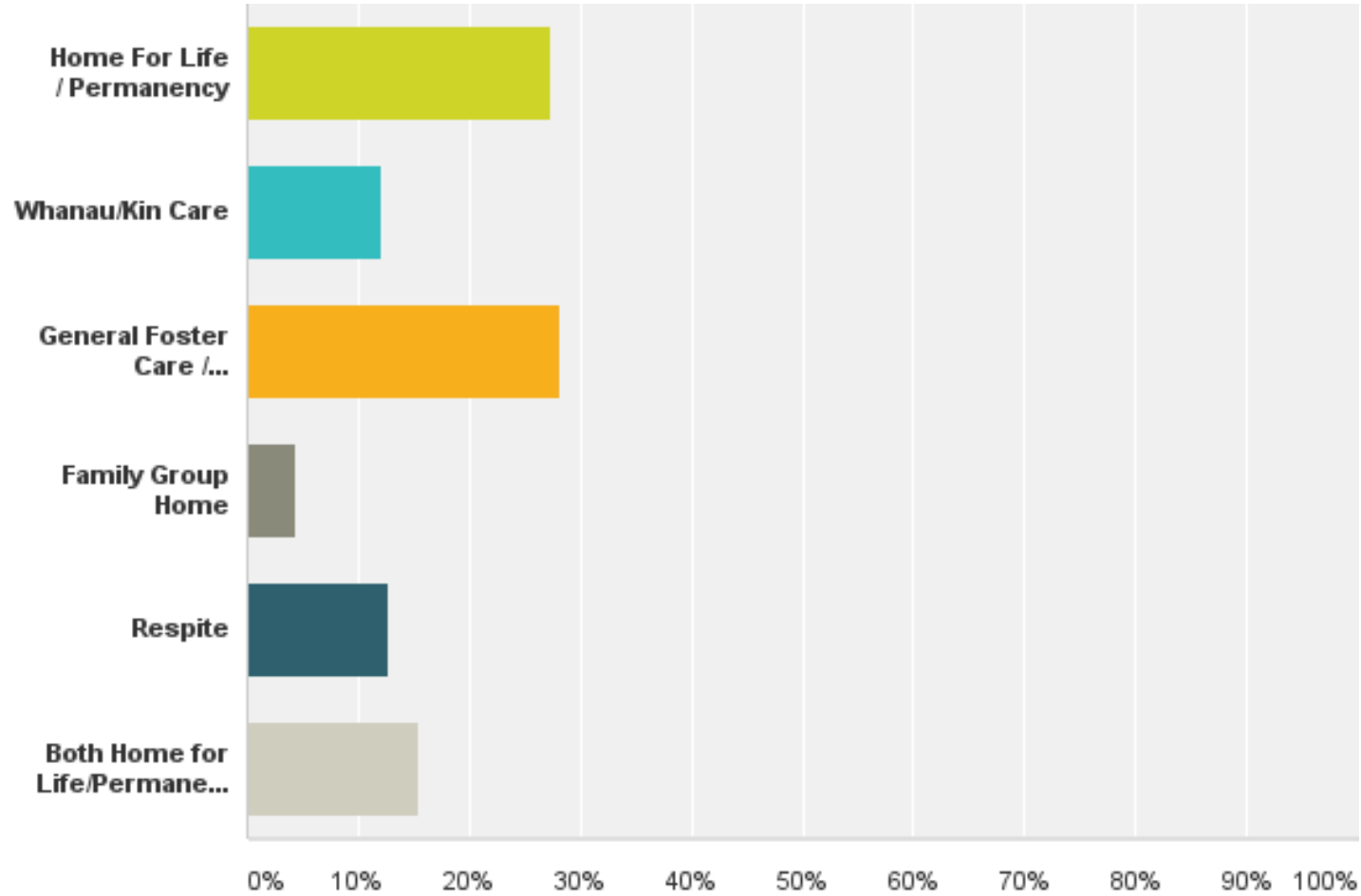
Q1: Who is your care agency?

Answered: 864 Skipped: 0

Answer Choices	Responses
Child, Youth & Family	69.33% 599
Youth Horizon	0.81% 7
Family Works	1.16% 10
Idea Services	0.93% 8
Key Assets	1.74% 15
Open Home Foundation	10.53% 91
Other	15.51% 134
Total	864

Q2: What is the main type of care you provide?

Answered: 846 Skipped: 18



Information in this survey may be used in part or in full with permission from Fostering Kids New Zealand. All information used must be referenced.

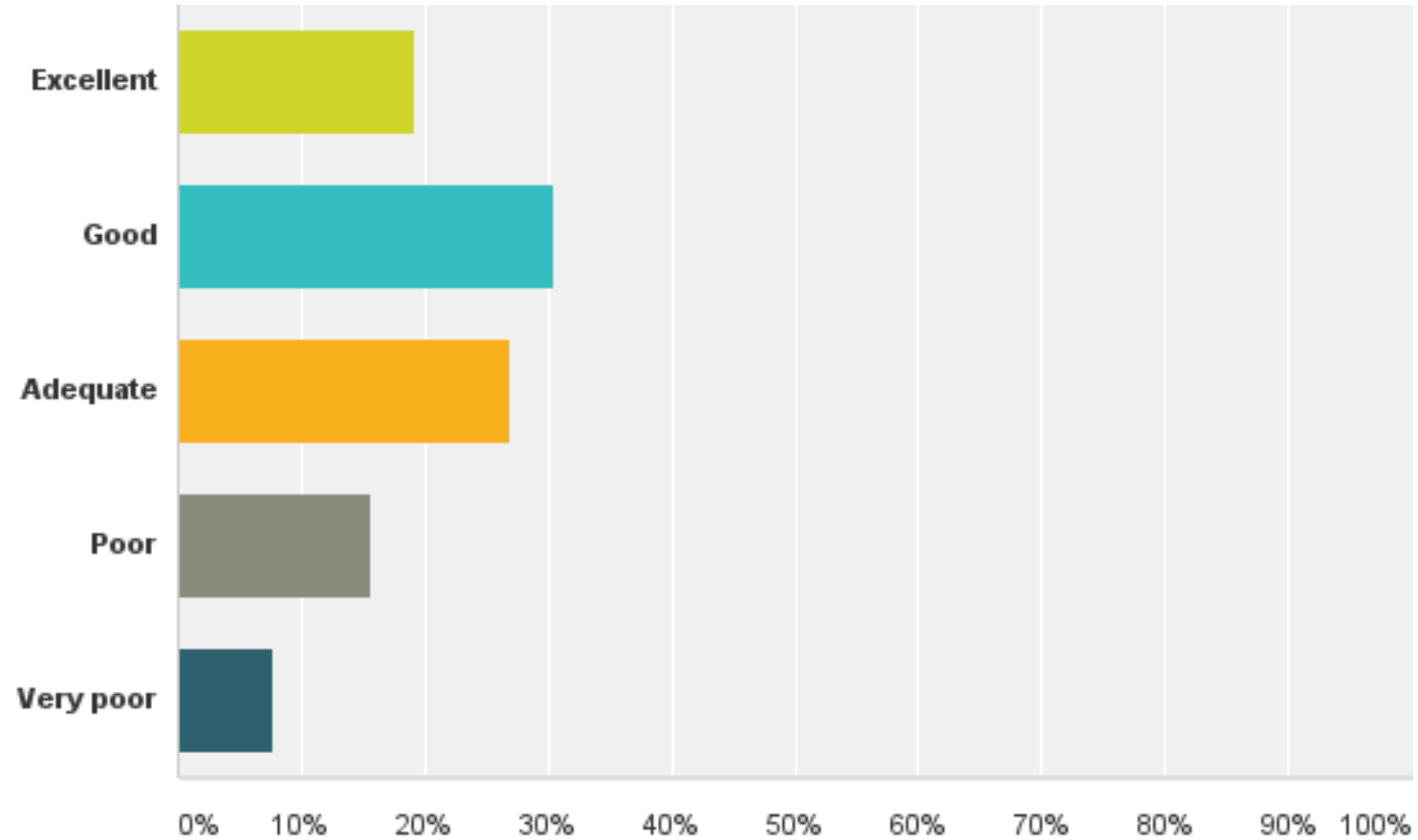
Q2: What is the main type of care you provide?

Answered: 846 Skipped: 18

Answer Choices	Responses	
Home For Life / Permanency	27.30%	231
Whanau/Kin Care	12.17%	103
General Foster Care / Transitional	28.13%	238
Family Group Home	4.37%	37
Respite	12.65%	107
Both Home for Life/Permanency and General Foster care	15.37%	130
Total		846

Q3: How would you describe the support you currently receive?

Answered: 834 Skipped: 30



Information in this survey may be used in part or in full with permission from Fostering Kids New Zealand. All information used must be referenced.

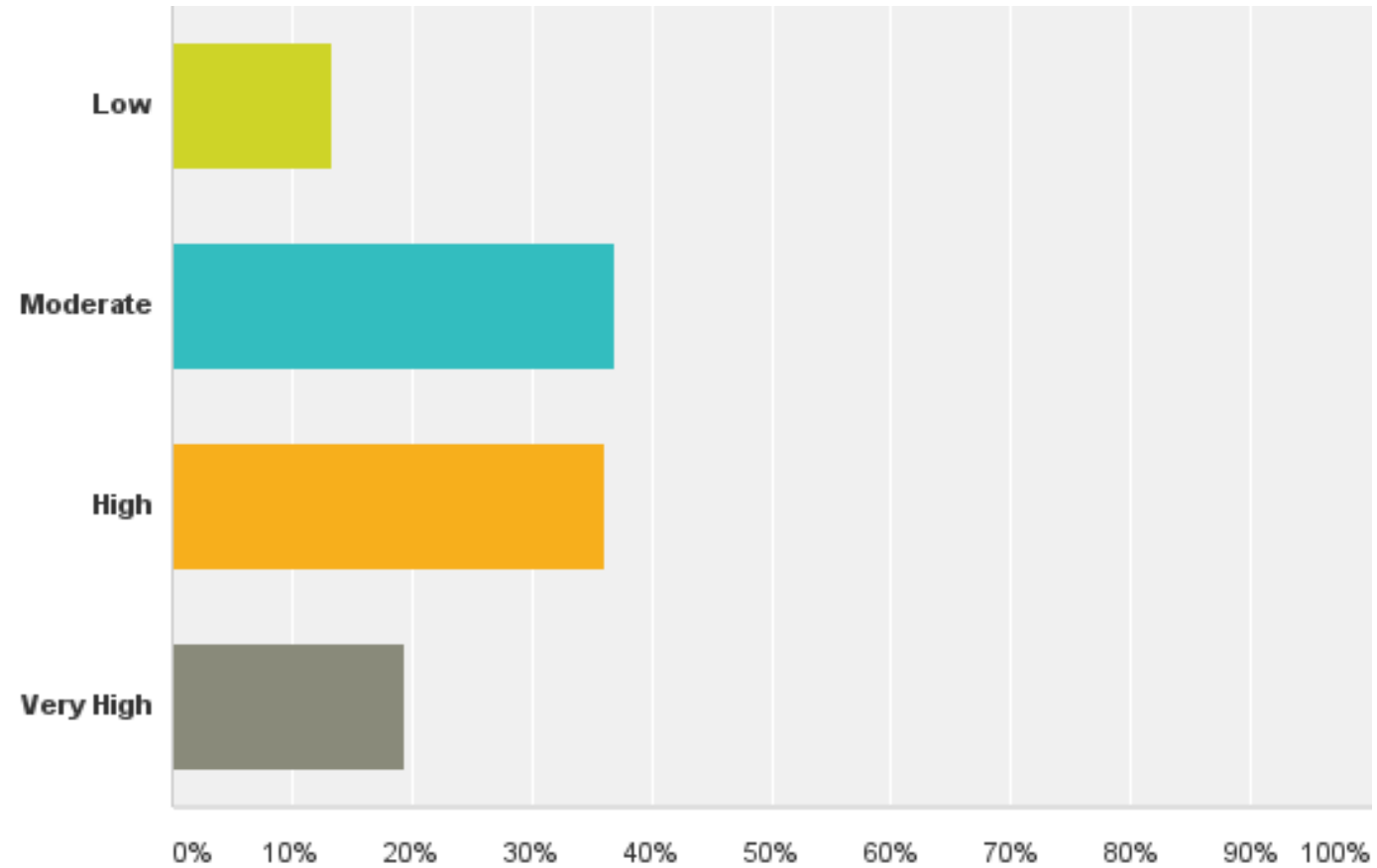
Q3: How would you describe the support you currently receive?

Answered: 834 Skipped: 30

Answer Choices	Responses	
Excellent	19.30%	161
Good	30.46%	254
Adequate	26.86%	224
Poor	15.59%	130
Very poor	7.79%	65
Total		834

Q4: Do you consider your child's/children's needs to be...

Answered: 812 Skipped: 52



Information in this survey may be used in part or in full with permission from Fostering Kids New Zealand. All information used must be referenced.

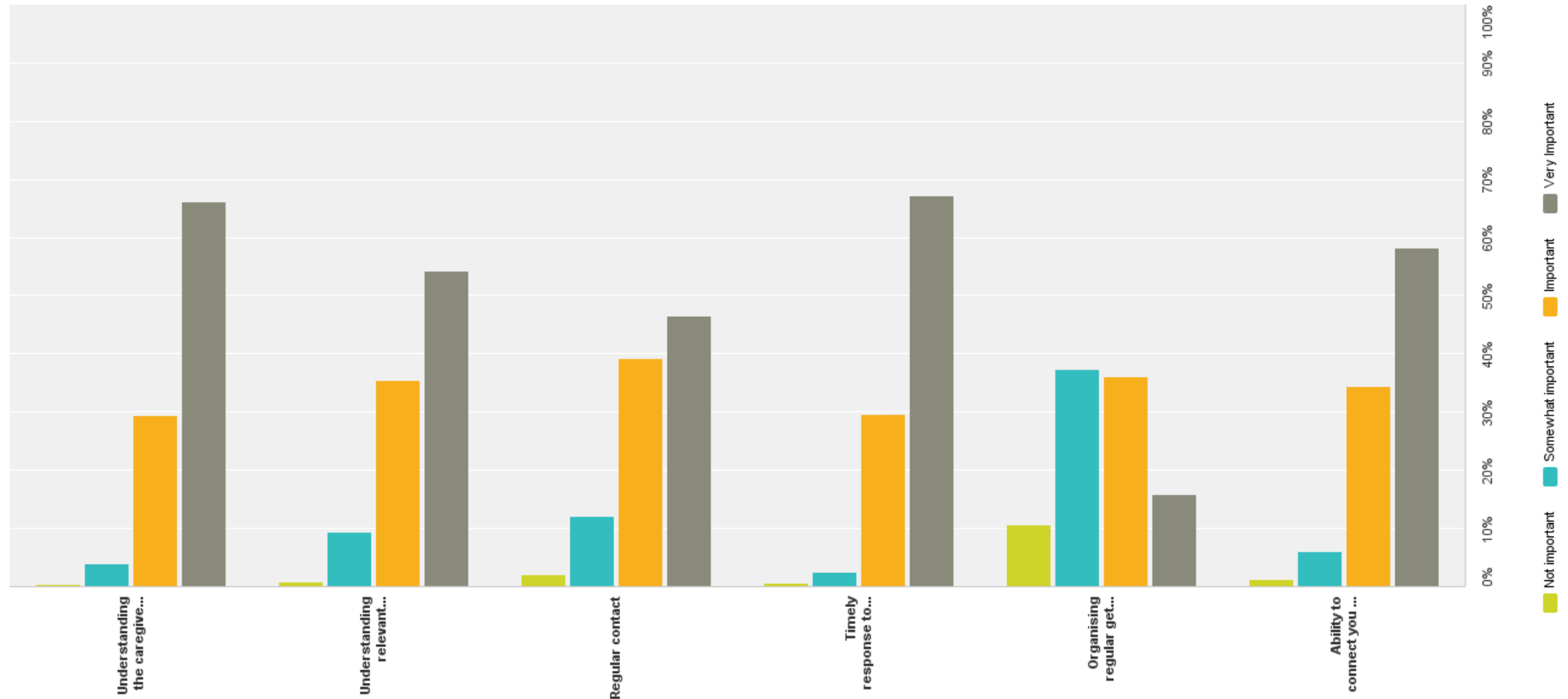
Q4: Do you consider your child's/children's needs to be...

Answered: 812 Skipped: 52

Answer Choices	Responses	
Low	13.30%	108
Moderate	36.95%	300
High	36.21%	294
Very High	19.33%	157
Total Respondents: 812		

Q5: What would you value most from your Caregiver Social Worker / Agency Support Person? (please answer all of the following)?

Answered: 815 Skipped: 49



Information in this survey may be used in part or in full with permission from Fostering Kids New Zealand. All information used must be referenced.

Q5: What would you value most from your Caregiver Social Worker / Agency Support Person? (please answer all of the following)?

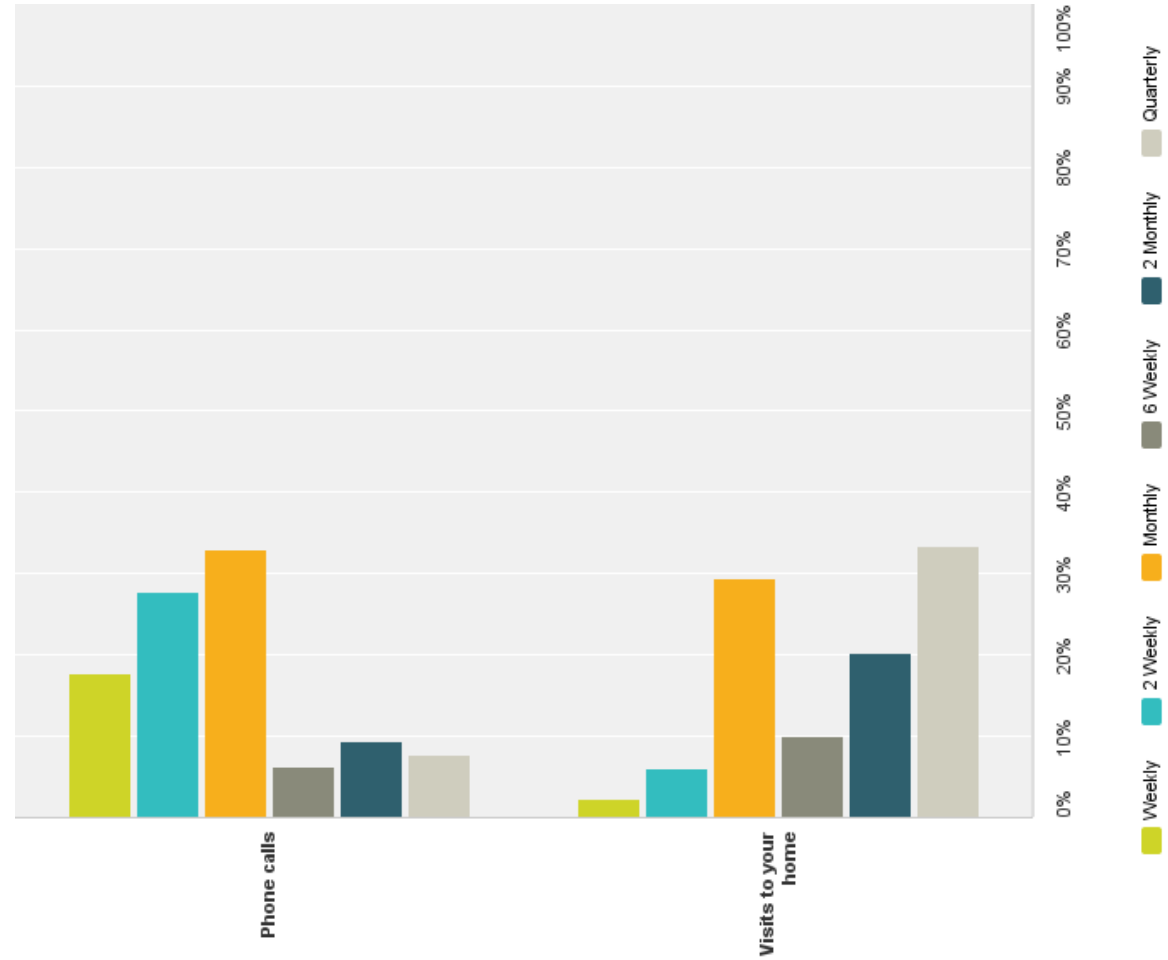
Answered: 815 Skipped: 49

	Not important	Somewhat important	Important	Very Important	Total
Understanding the caregiver role	0.37% 3	3.93% 32	29.45% 240	66.26% 540	815
Understanding relevant Policies & Procedures	0.86% 7	9.33% 76	35.58% 290	54.23% 442	815
Regular contact	2.09% 17	12.15% 99	39.26% 320	46.50% 379	815
Timely response to calls	0.61% 5	2.45% 20	29.69% 242	67.24% 548	815
Organising regular get togethers with other caregivers	10.67% 87	37.30% 304	36.07% 294	15.95% 130	815
Ability to connect you to practical support	1.23% 10	6.01% 49	34.48% 281	58.28% 475	815

Q6: Please tell us what you feel is the ideal contact from your Caregiver Social Worker / Agency Support Person



Answered: 806 Skipped: 58



Information in this survey may be used in part or in full with permission from Fostering Kids New Zealand. All information used must be referenced.

Q6: Please tell us what you feel is the ideal contact from your Caregiver Social Worker / Agency Support Person

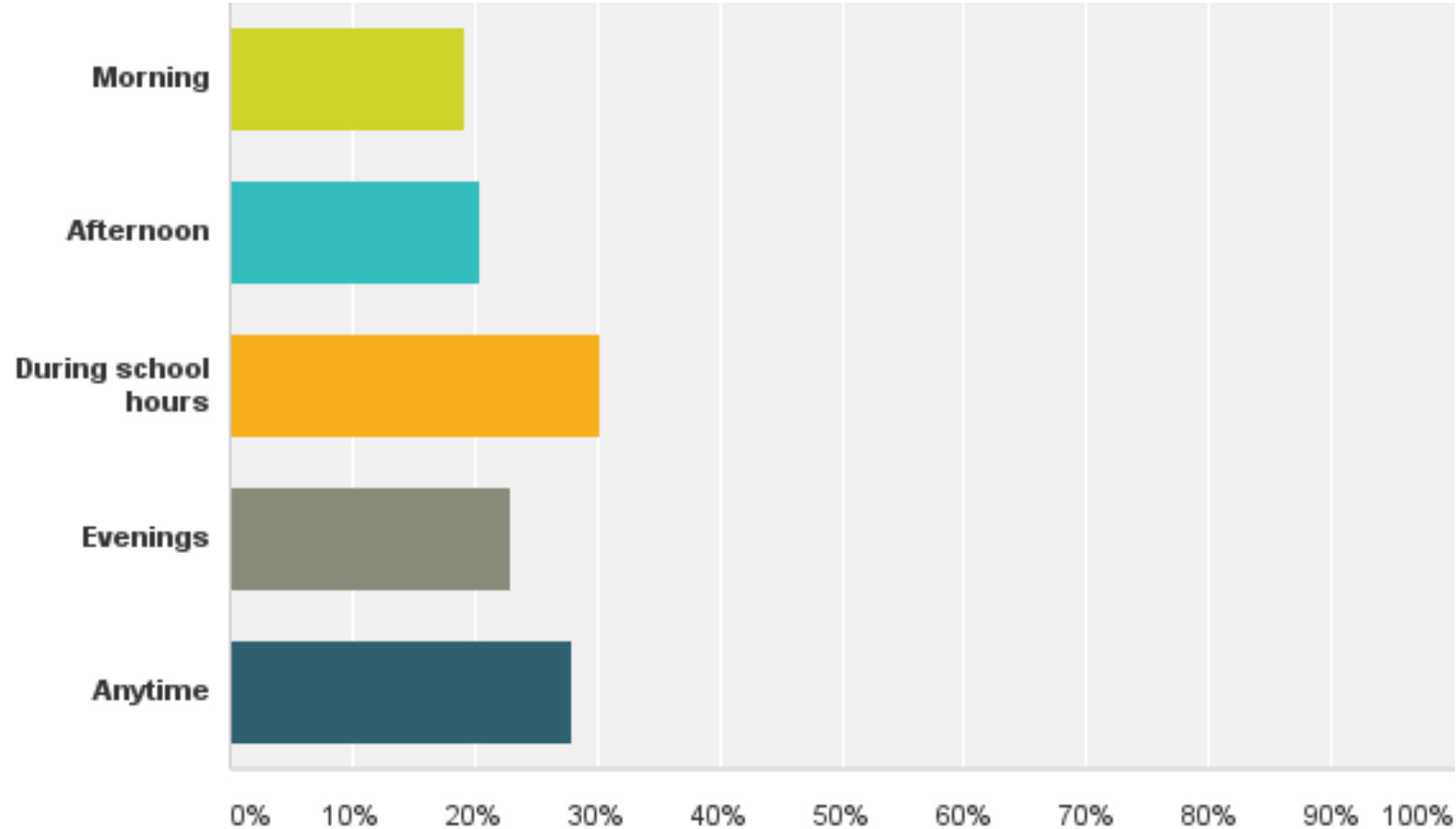


Answered: 806 Skipped: 58

	Weekly	2 Weekly	Monthly	6 Weekly	2 Monthly	Quarterly	Total Respondents
Phone calls	17.66% 139	27.83% 219	32.91% 259	6.23% 49	9.40% 74	7.75% 61	787
Visits to your home	2.26% 17	5.98% 45	29.35% 221	10.09% 76	20.19% 152	33.47% 252	753

Q7: What time of day would be best for calls/visits from your Caregiver Social Worker / Support person? (multiple choice)

Answered: 803 Skipped: 61



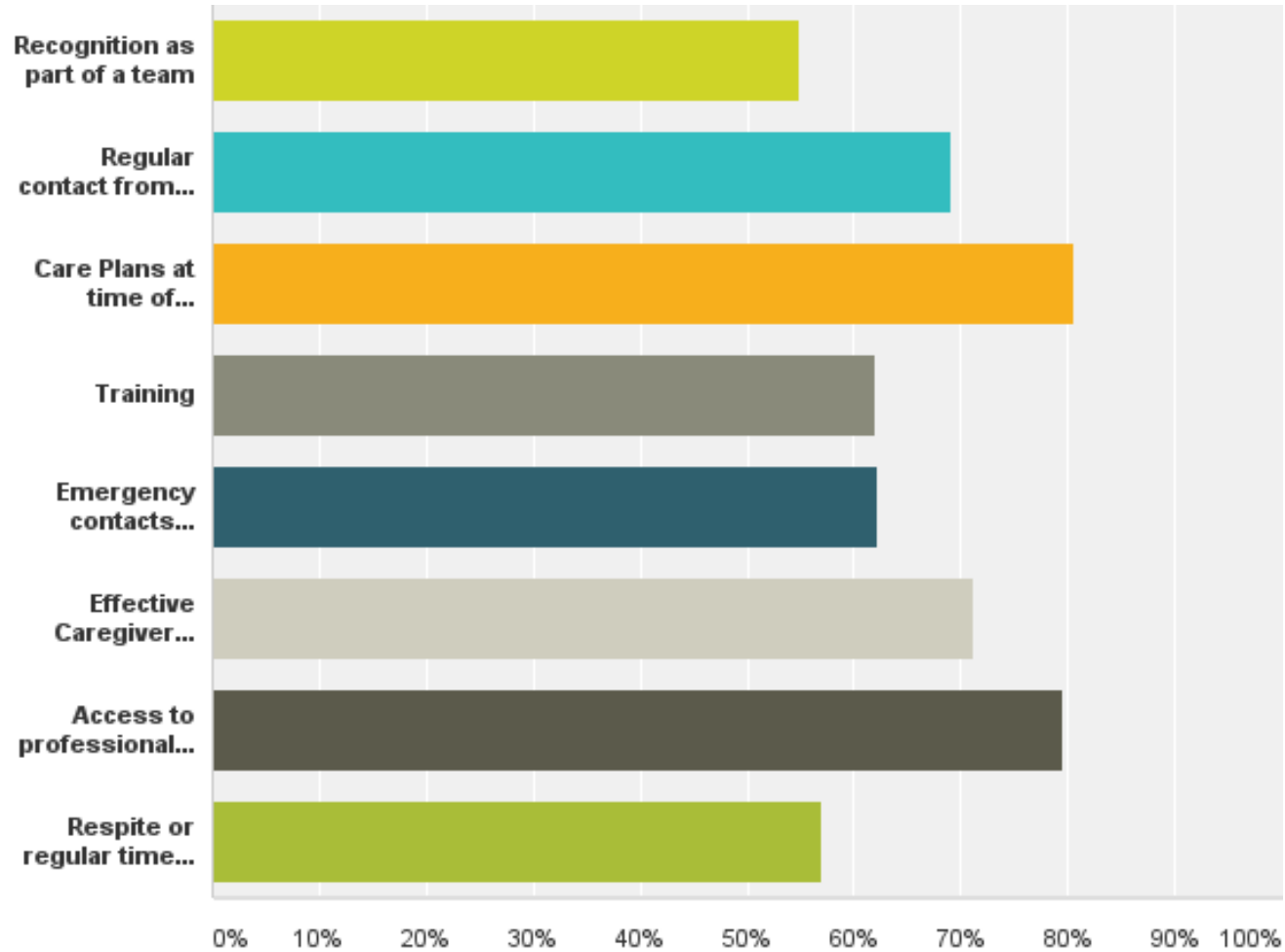
Q7: What time of day would be best for calls/visits from your Caregiver Social Worker / Support person? (multiple choice)

Answered: 803 Skipped: 61

Answer Choices	Responses	
Morning	19.18%	154
Afternoon	20.55%	165
During school hours	30.26%	243
Evenings	22.91%	184
Anytime	27.90%	224
Total Respondents: 803		

Q8: What supports do you need to provide a SAFE environment for children in your care? (Multiple Choice)

Answered: 800 Skipped: 64



Information in this survey may be used in part or in full with permission from Fostering Kids New Zealand. All information used must be referenced.

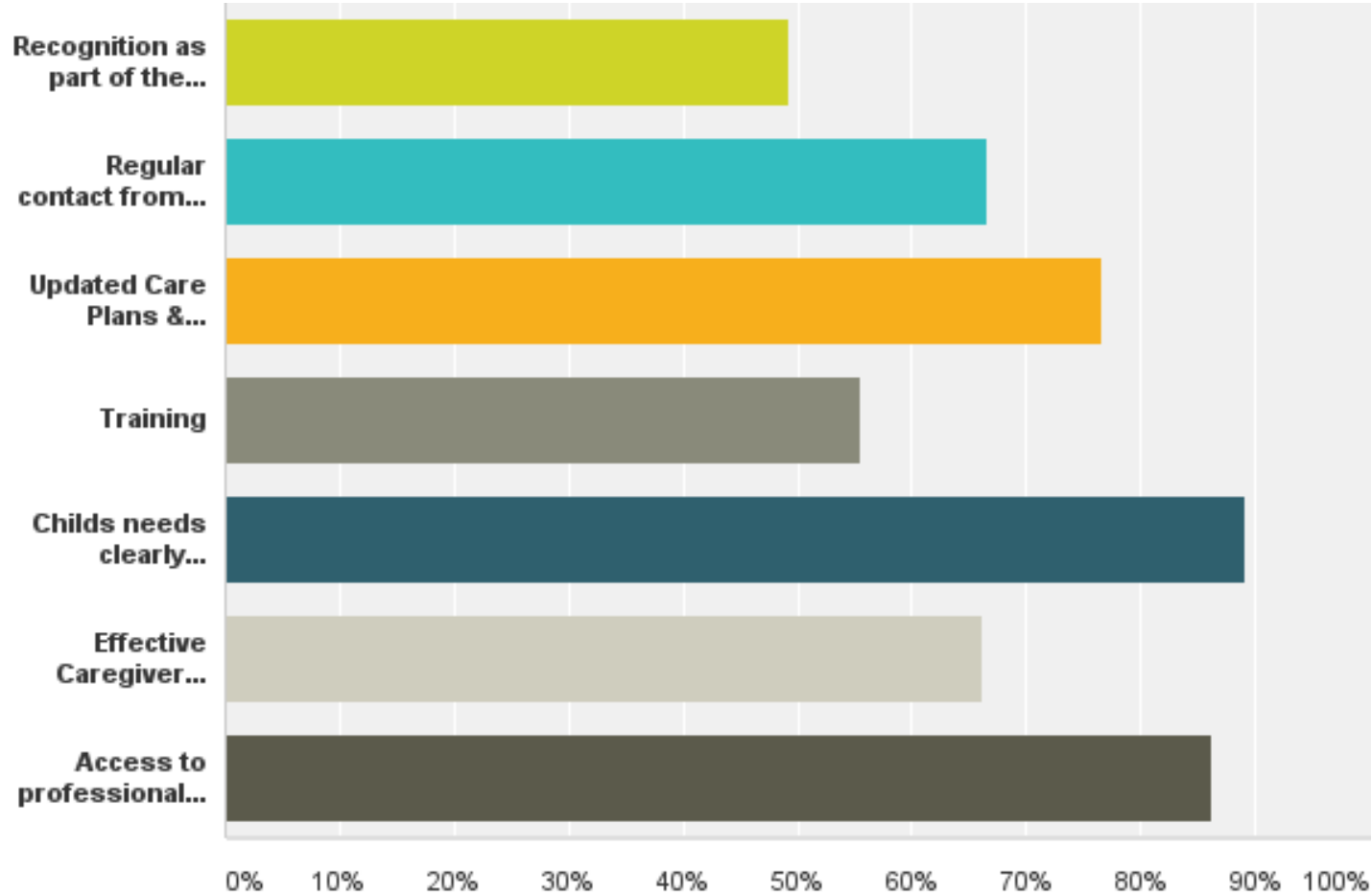
Q8: What supports do you need to provide a SAFE environment for children in your care? (Multiple Choice)

Answered: 800 Skipped: 64

Answer Choices	Responses	
Recognition as part of a team	54.87%	439
Regular contact from child's Social Worker	69.13%	553
Care Plans at time of placement, updated regularly	80.63%	645
Training	62.00%	496
Emergency contacts available	62.25%	498
Effective Caregiver Support Person	71.13%	569
Access to professional advice	79.50%	636
Respite or regular time out	57.00%	456
Total Respondents: 800		

Q9: What supports do you need to ensure the good health & wellbeing of children in your care? (multiple choice)

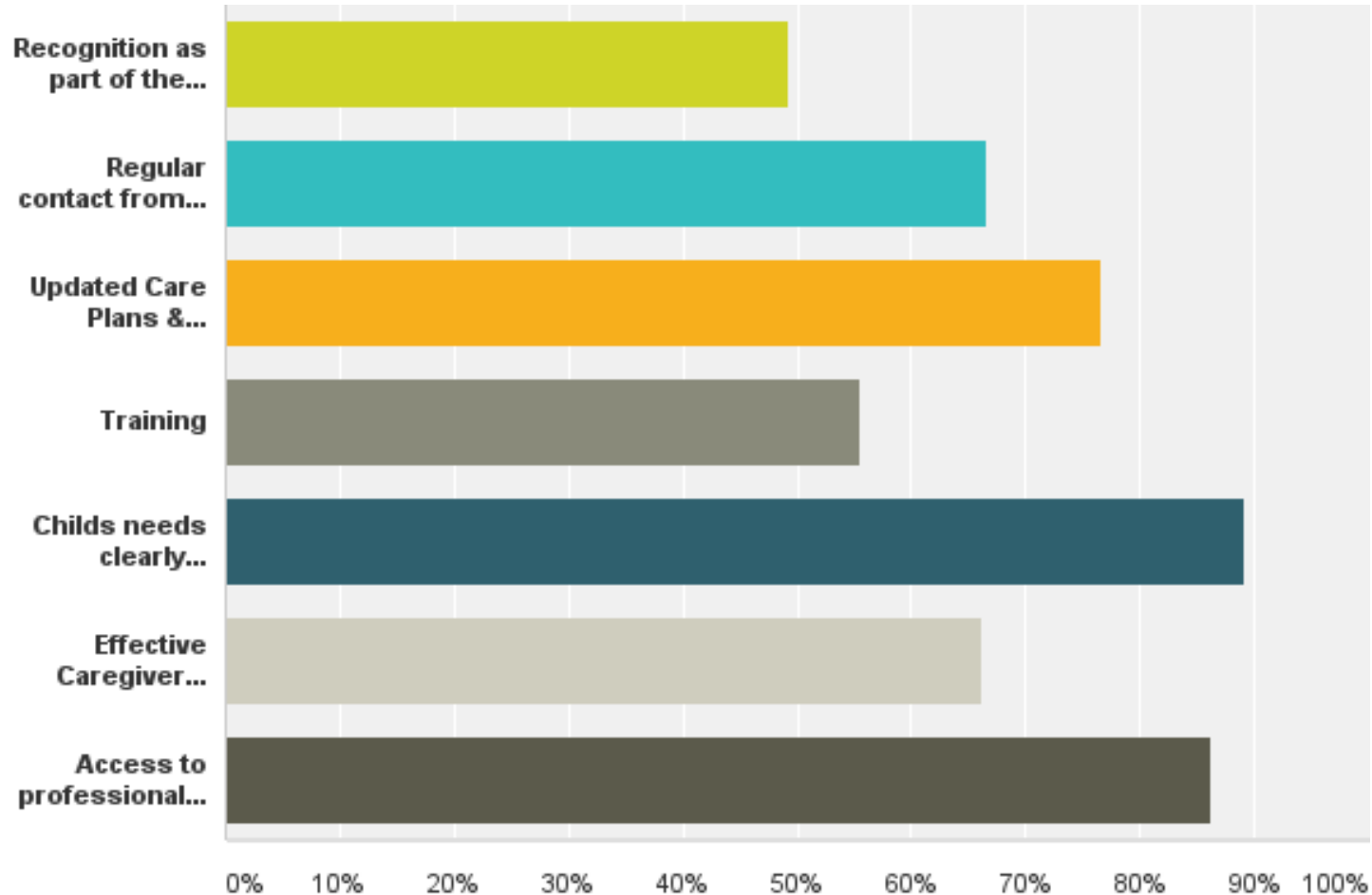
Answered: 785 Skipped: 79



Information in this survey may be used in part or in full with permission from Fostering Kids New Zealand. All information used must be referenced.

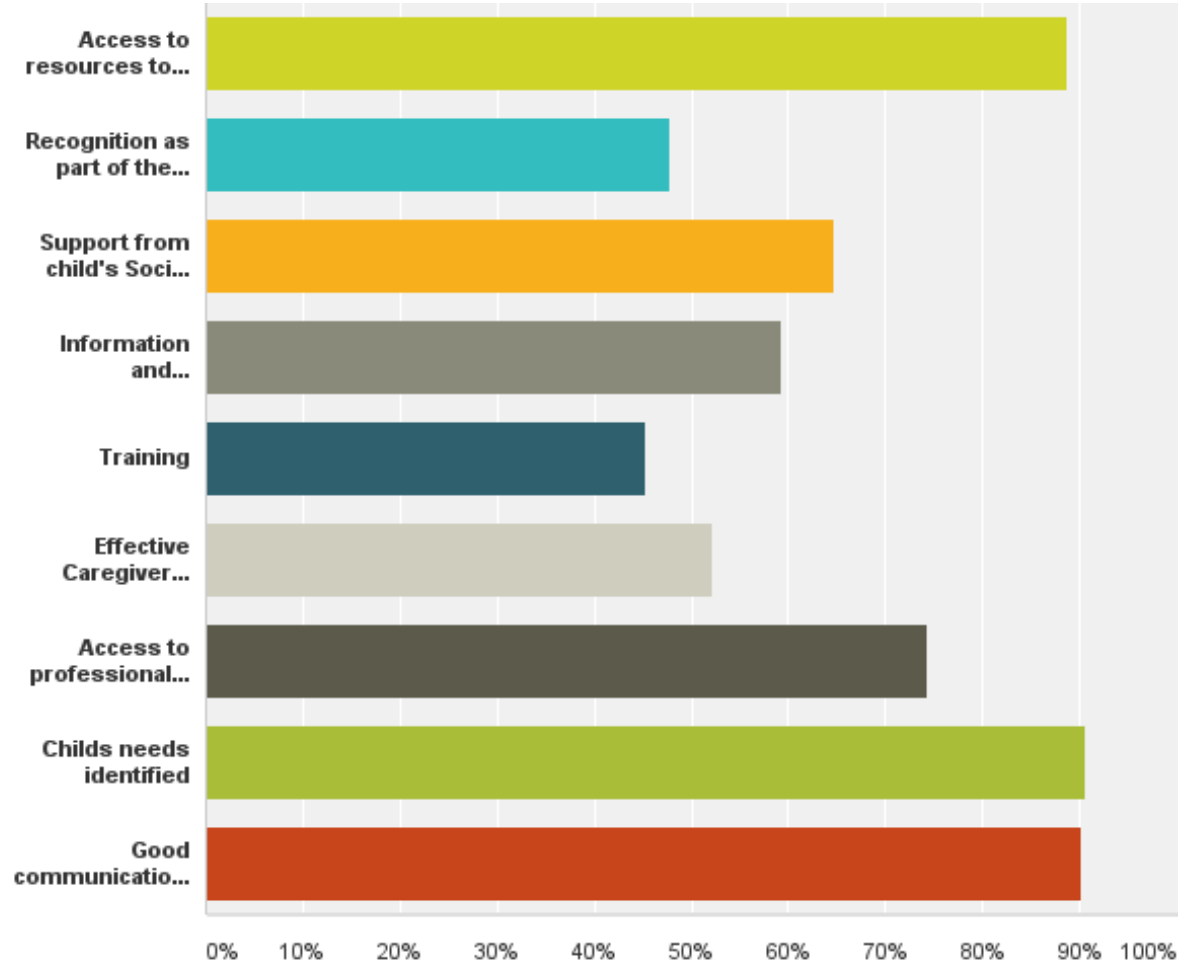
Q9: What supports do you need to ensure the good health & wellbeing of children in your care? (multiple choice)

Answered: 785 Skipped: 79



Q10: What supports do you need to ensure children in your care are achieving at school? (Multiple choice)

Answered: 760 Skipped: 104



Information in this survey may be used in part or in full with permission from Fostering Kids New Zealand. All information used must be referenced.

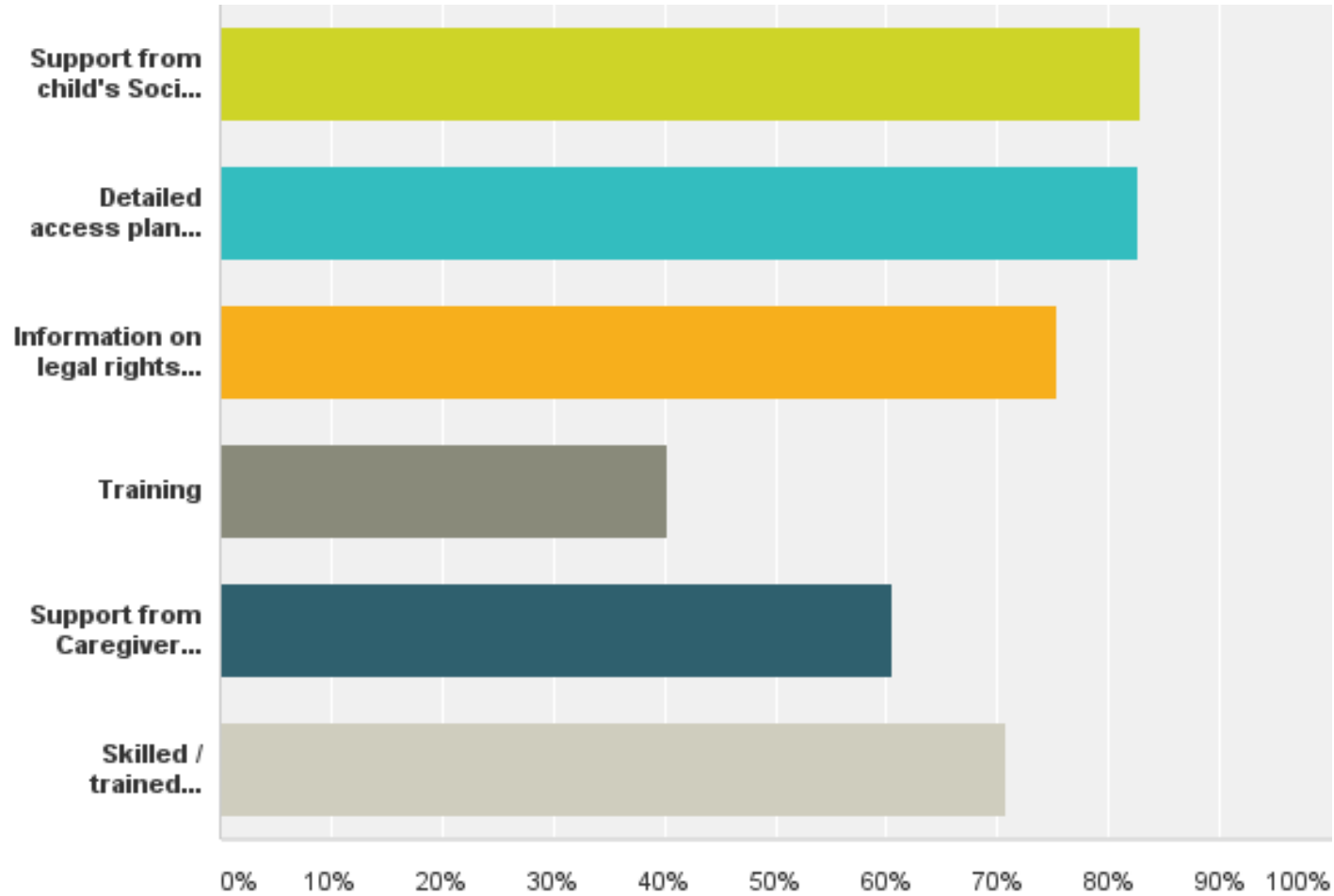
Q10: What supports do you need to ensure children in your care are achieving at school? (Multiple choice)

Answered: 760 Skipped: 104

Answer Choices	Responses	
Access to resources to meet child's needs	88.82%	675
Recognition as part of the team	47.76%	363
Support from child's Social Worker	64.74%	492
Information and understanding rights & responsibilities	59.34%	451
Training	45.26%	344
Effective Caregiver Support Person	52.11%	396
Access to professional advice	74.34%	565
Childs needs identified	90.53%	688
Good communication with school	90.13%	685
Total Respondents: 760		

Q11: What support would you need to assist with a child's Whanau/Family connections? (multiple choice)

Answered: 766 Skipped: 98



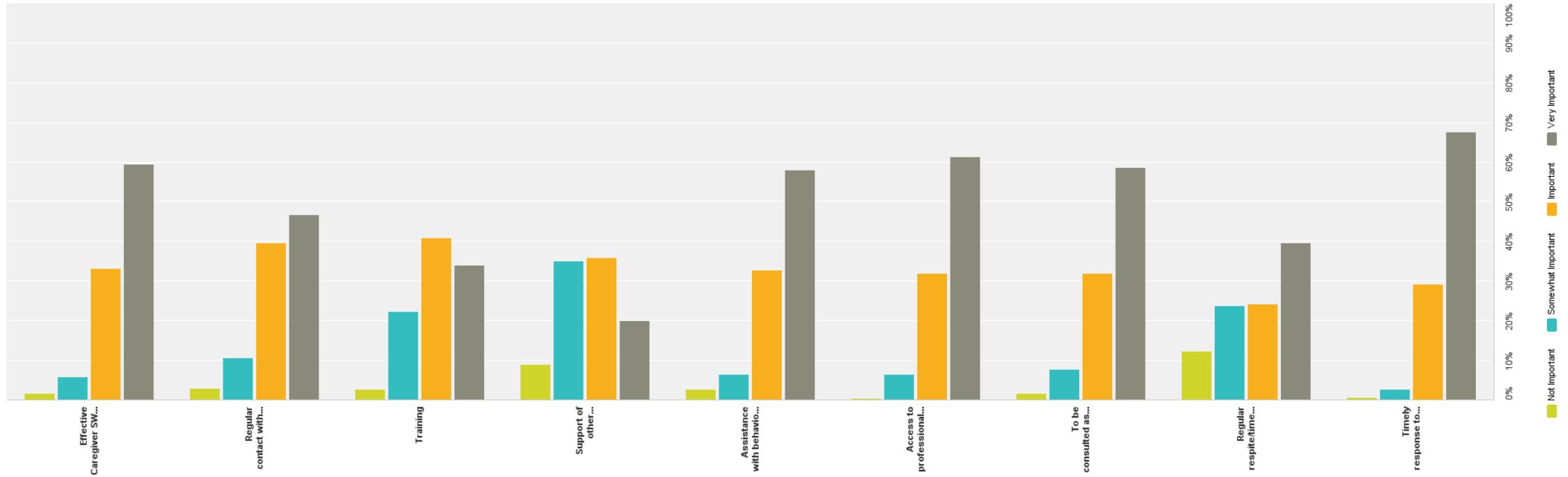
Q11: What support would you need to assist with a child's Whanau/Family connections? (multiple choice)

Answered: 766 Skipped: 98

Answer Choices	Responses	
Support from child's Social Worker	82.90%	635
Detailed access plan negotiated with caregiver	82.77%	634
Information on legal rights & responsibilities	75.33%	577
Training	40.21%	308
Support from Caregiver Support Person	60.57%	464
Skilled / trained supervisors	70.76%	542
Total Respondents: 766		

Q12: Please identify the most valuable support for you in your role as caregiver. (please answer each of the following)

Answered: 774 Skipped: 90



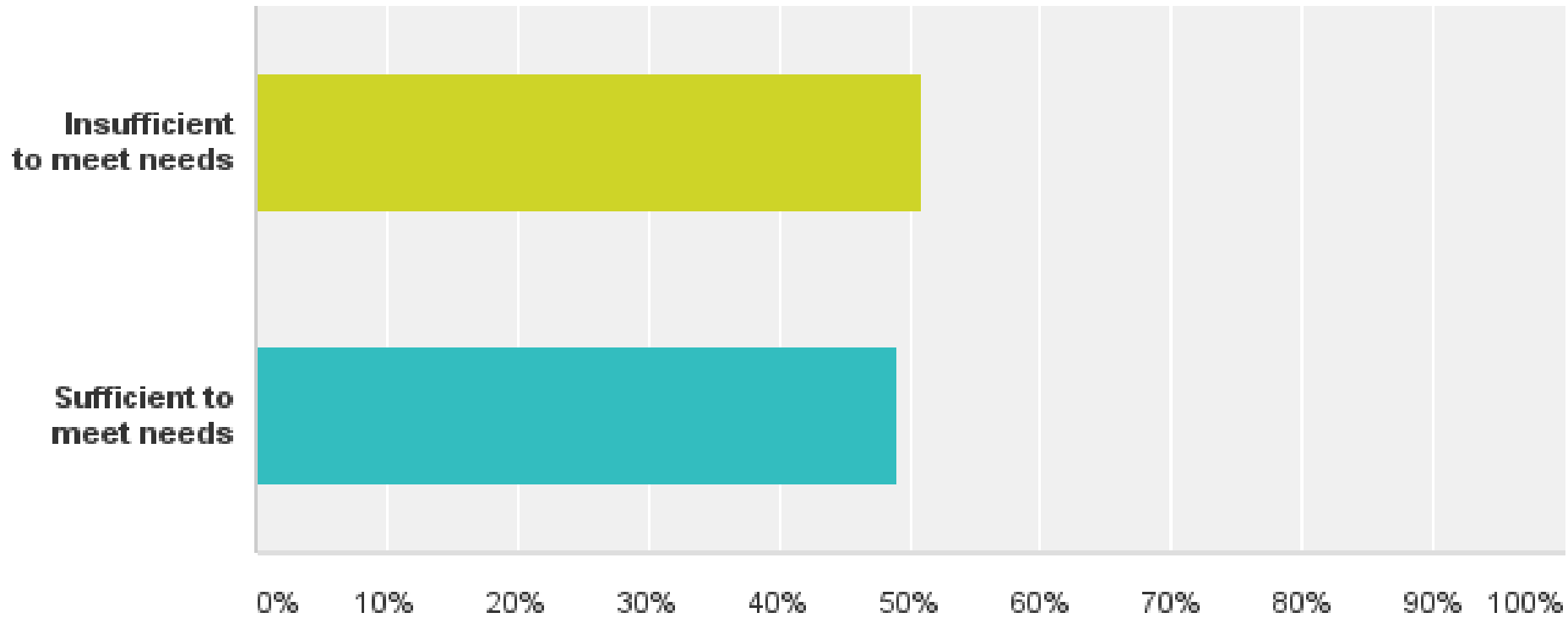
Q12: Please identify the most valuable support for you in your role as caregiver. (please answer each of the following)

Answered: 774 Skipped: 90

	Not Important	Somewhat Important	Important	Very Important	Total
Effective Caregiver SW / support person	1.57% 12	5.77% 44	33.20% 253	59.45% 453	762
Regular contact with Childs Social Worker	2.90% 22	10.69% 81	39.58% 300	46.83% 355	758
Training	2.61% 19	22.28% 162	40.99% 298	34.11% 248	727
Support of other caregivers	9.04% 67	35.09% 260	35.90% 266	19.97% 148	741
Assistance with behaviour management	2.79% 21	6.50% 49	32.76% 247	57.96% 437	754
Access to professional advice	0.39% 3	6.42% 49	31.85% 243	61.34% 468	763
To be consulted as part of the team	1.60% 12	7.74% 58	32.04% 240	58.61% 439	749
Regular respite/time out	12.22% 88	23.89% 172	24.17% 174	39.72% 286	720
Timely response to enquiries	0.53% 4	2.64% 20	29.19% 221	67.64% 512	757

Q13: Do you consider the care allowance (board payments) are

Answered: 739 Skipped: 125



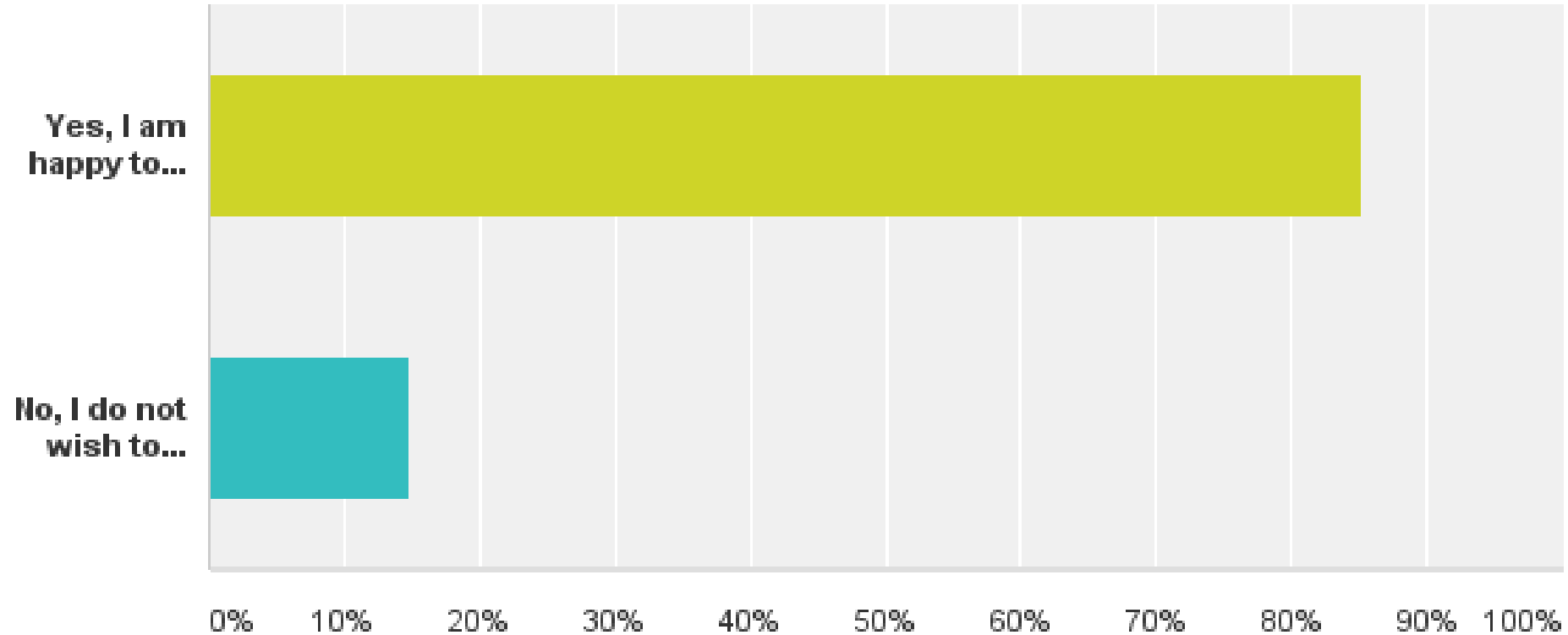
Q13: Do you consider the care allowance (board payments) are

Answered: 739 Skipped: 125

Answer Choices	Responses	
Insufficient to meet needs	50.88%	376
Sufficient to meet needs	49.12%	363
Total		739

Q17: We are forming a consultation group that we can survey 3-4 times over the next year. This would help us to ensure we accurately represent caregivers views as the care system is reviewed. Would you like to be included?

Answered: 732 Skipped: 132



Q17: We are forming a consultation group that we can survey 3-4 times over the next year. This would help us to ensure we accurately represent caregivers views as the care system is reviewed. Would you like to be included?

Answered: 732 Skipped: 132

Answer Choices	Responses	
Yes, I am happy to participate in 3-4 surveys during 2015	85.11%	623
No, I do not wish to participate.	14.89%	109
Total	732	